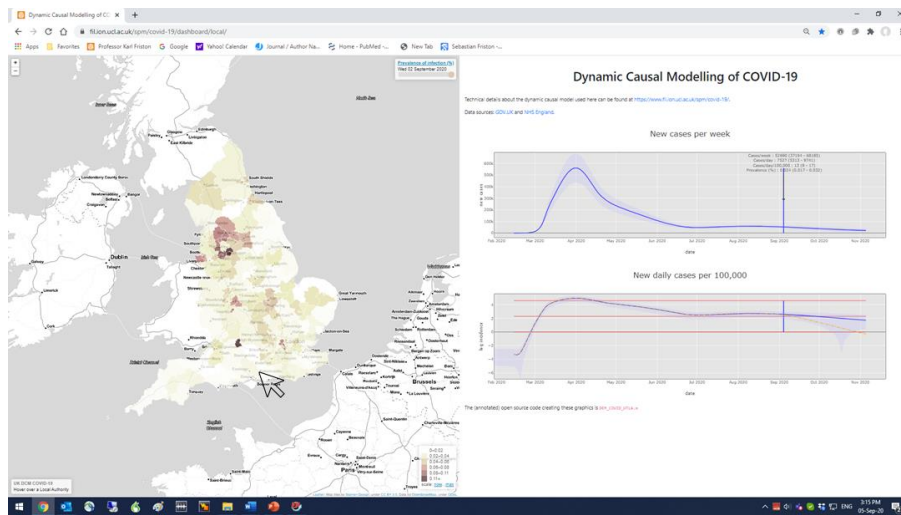


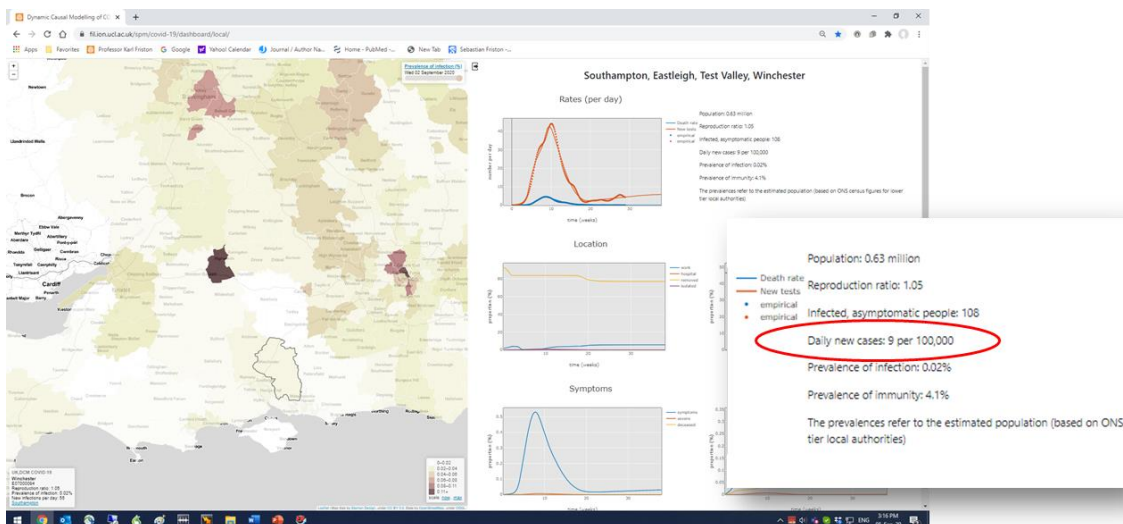
For teachers and parents

What follows is a practical, two-step guide to identify the special measures that could be adopted when the incidence of new coronavirus cases increases in your local authority. It is based upon the consensus that the risk to children (without underlying health conditions or special needs) is minimal in most circumstances. However, the risk to the local community of your school amplifying community transmission is not trivial. This risk increases with the local incidence of new cases and can be mitigated with a ladder of additional measures – as one moves from one level of local incidence to the next.

Step one: identify the incidence of new cases in your area. Go to the following [website](#), find your local authority on the map – say for example ‘Winchester’ – and click:

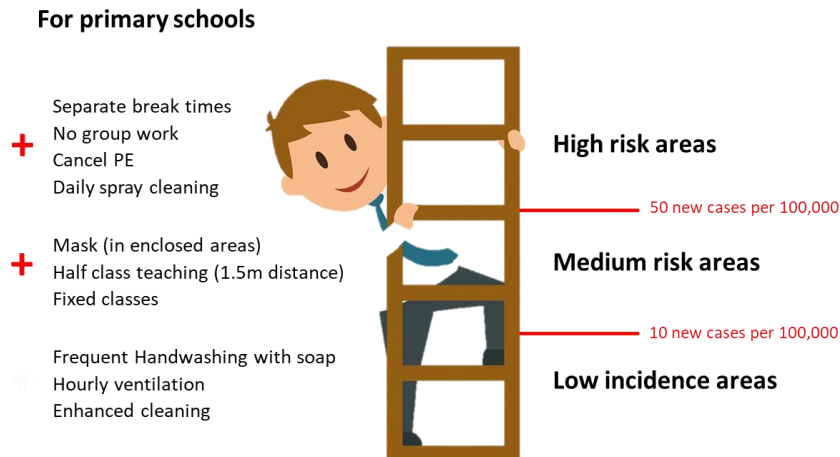


A graphical analysis of new cases and deaths in your local authority will appear in the right-hand panel. The incidence is listed as daily new cases per 100,000 on the upper right, as shown below



In this example there are 9 new cases per hundred thousand per day in the local authorities covering Winchester.

Step two: identify the special measures appropriate for this incidence using the following infographic:



For secondary schools, as above with masks in low incidence areas

These measures are taken from the [Independent SAGE consultation document](#) on return to school – and are based upon recommendations to schools in Germany, adjusted for the prevalence of infection in the United Kingdom. The Winchester example is an example of a low incidence area with a less than 10 new cases per hundred thousand. In this setting, basic measures such as frequent hand washing, hourly ventilation and enhanced school cleaning would be considered sufficient. Conversely, if there had been 23 new cases per hundred thousand, one might consider introducing masks in appropriate settings, half-class teaching (e.g., reducing classroom sizes from 30 to 15, where possible) and ensuring there is a minimum intermixing or movement of classes.

Notes: the incidence of new cases is an estimate based on daily reports of new positive tests and deaths due to COVID-19. To assimilate these two kinds of data; incidence is estimated for each set of local authorities that are served by one or more NHS Trusts. This is because reports of new cases are at the level of local authorities, while fatality rates are reported at the level of NHS Trusts.

For people living in Scotland, Wales and Northern Ireland, data on the incidence of **reported** cases can be accessed at the following [website](#) (see also the [BBC summary](#) of these reports). However, these are simply the number of cases reported each week, which is less than the actual number of people becoming infected (and depends upon the number and nature of tests). To get a rough estimate of the underlying incidence, identify a local authority in England with a compatible rate of reported cases and use the incidence of new infections for this English authority provided by the above [website](#).

For parents and teachers who are interested in how the incidence of new infections is estimated, the following [website](#) provides lectures, scientific papers, and reports – and links to the software we use.

